

CLASS:--12TH, POLITICAL SCIENCE, CARTOON BASED QUESTIONS

Study the following cartoons and answer the questions



(i) What do the above cartoons depict ?

(ii) What was the result of US intervention in Vietnam ?

(i) The above cartoons depict the American misadventure in Vietnam because it was worried about communists gaining power in South Vietnam.

(ii) US intervention led to great loss of lives. Ultimately, a peace agreement was signed.

Study the picture given below and answer the questions that follow:



1. What does the cartoon represent?
2. Which animals do represent Sinhala and LTTE?
3. What does Sri Lankan leadership speak in the cartoon?

1. Sri Lanka's ethnic conflict between LTTE and Sinhala.
2. Sinhala by Lion, LTTE by Tiger.
3. Sri Lankan leadership is supposed to balance both Sinhala hardliners and Tamil militants while negotiating peace.

Study the cartoon given below and answer the following questions:



1. Which country does the given cartoon refer to?
2. Identify the two symbols in this cartoon which have given you the clue about the related country.
3. Where does the cartoon place the related country in the international power politics?

SOLUTION

- i. China
- ii. The Great Wall and Dragon are two symbols most commonly associated with China.
- iii. This cartoon used both these symbols to depict China's economic rise. It also indicates that China would overtake the US as the world's largest democracy by 2040.

1. Study the picture given below and answer the questions that follow:




Questions

1. What does the cartoon comment?
2. What is referred under the title 'Yesterday'?
3. What message does the title 'Today' convey?

Answer:


1. Cartoon comments on the changing scenario due to globalisation.
2. It refers to earlier conditions of developing countries who were starving due to less growth in their economy.
3. Globalisation opened doors for new entrants from developing nations and resulted into brain drain.

Question .21. What according to you is the message of the following cartoon? What do the two wheels in this bicycle represent ?



Answer. The cartoon shows the economic transformation of communist China, i.e., before and after 1978. China earlier restricted foreign trade and investment but now China extended her role in this aspect also. For example, China exports a large number of low-cost products to the capitalists (Western countries and Japan).

China is the largest user of bicycles which symbolise the dual economic policies of China. The front wheel represents the symbol of hammer and sickle adopted by Mao (Socialist policy) and the rear wheel represents the capitalist symbol of dollar (adopted by HU). Both the socialists and the capitalists co-exist in China now.



- Does the cartoon refer to a puppet government ?
- Describe the role of such a government in the Indian democratic set-up.
- What is meant by 'Support the Government from outside' ?

Answer.(a) Yes, the above cartoon refers to a "puppet government" and is an example of coalition government.

(b) Such type of government plays both a negative and positive role.

In a very negative way, the coalition or puppet government provides very unstable form of government. Due to its instability decisions are sometimes delayed or not taken unanimously.

On the other side, in its positive way coalition government provides ample opportunity to the regional parties to play a crucial role in forming ruling alliances.

(c) "Support the government from outside" signifies that not taking significant and direct position in the government but help in the formation of government.

For example, in the 1989 election, the National Front received support from two diametrically opposite political groups, i.e., the BJP and the Left Front. On this basis the National Front formed a coalition government but the BJP and the Left Front did not join this government. This is called supporting the government from outside.

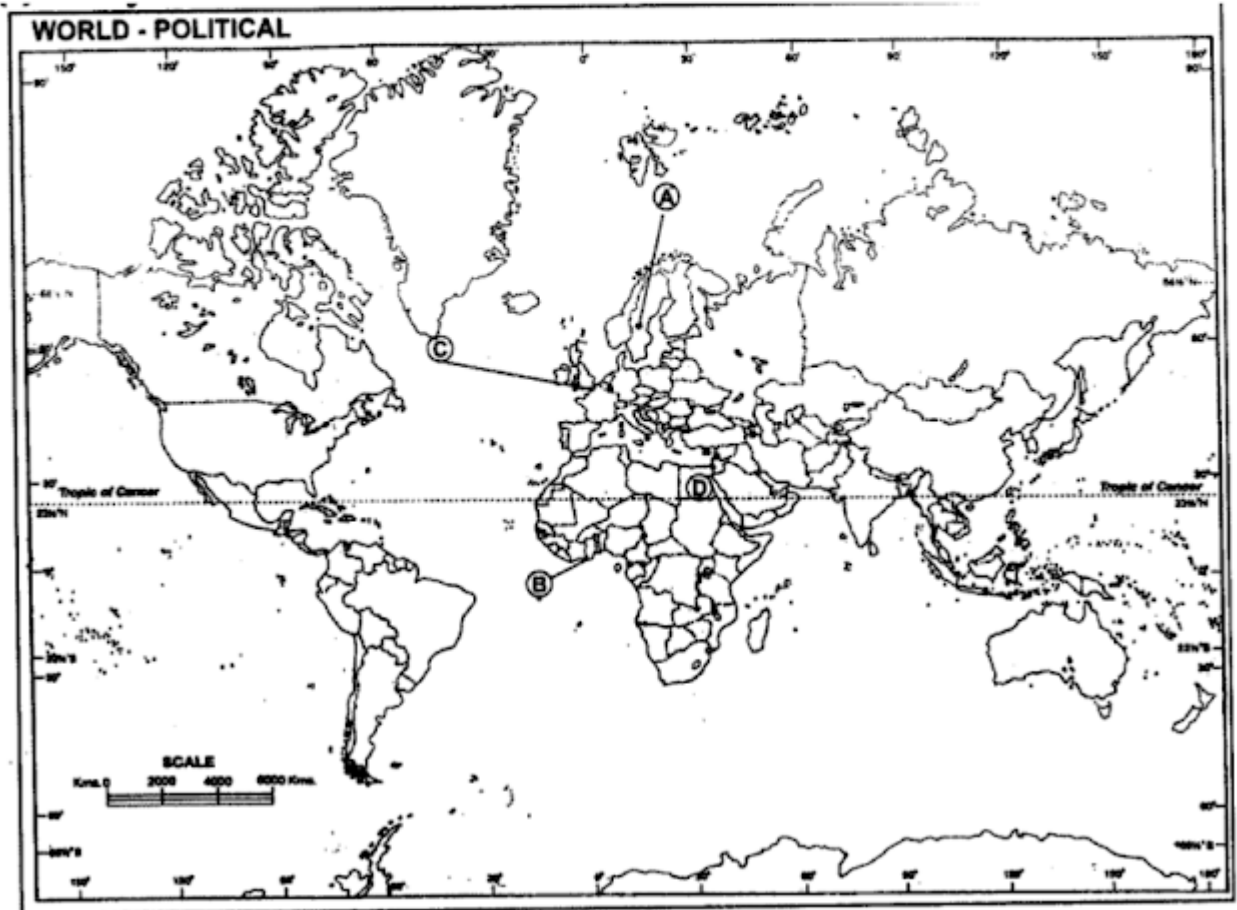
Question.21. Study the given map of the world and answer the following questions in your Answer Book.

(a) Identify and name the countries marked A, B, C and D respectively.

(b) Write the names of the following UN Secretary Generals with the names of the countries they belonged to.

(1) Dag Hammarskjöld (2) Kurt Waldheim

(3) Boutros Boutros-Ghali (4) Kofi A. Annan



Answer. (a) Countries are :

A – Sweden B – Nigeria

C – France D – Egypt

(b) Names of the UN Secretary Generals with the names of the countries they belonged to:

(1) Dag Hammarskjöld [1953-1961] – Sweden

(2) Kurt Waldheim [1972-1981] – Austria

(3) Boutros Boutros-Ghali [1992-1996] – Egypt

(4) Kofi A. Annan [1997-2006] – Ghana

(c) The Secretary General of UN is a world moderator. He is responsible for making an annual report to general threaten international peace and security.

Read the cartoon given below and answer the question that follow :



What does the above cartoon show ?

The cartoon shows the contemporary impression of the demand for linguistic states.



Related to the end of the decade of 1960, study the cartoon given above and answer the following questions:

- (a) The cartoon refers to which event ?
- (b) This event happened in which year ?
- (c) Why is the lady in the cartoon so pleased ?
- (d) Who is the man wearing the garland ?
- (e) Who is the person on his knees ?
- (f) Name the Congress leader lying on the ground.

Answer.

- (a) Presidential Election, 1969
- (b) 1969
- (c) Because Indira Gandhi supporter V.V. Giri won the Presidential election.
- (d) V.V. Giri
- (e) S. Nijalingappa
- (f) N. Sanjeeva Reddy

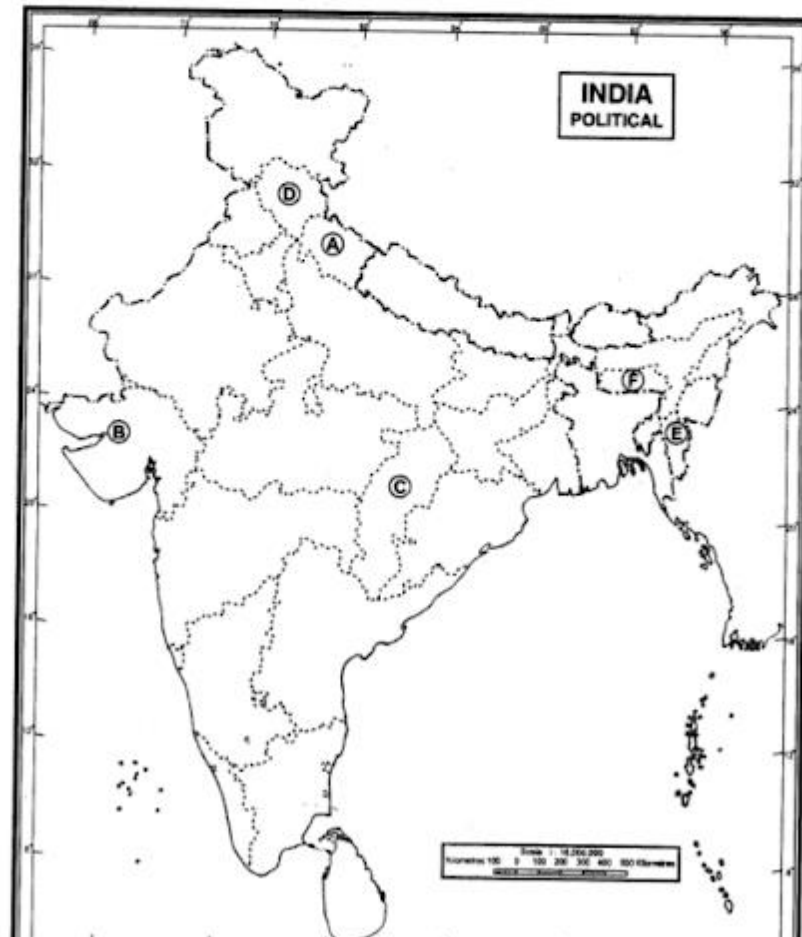
Question.20. Identify the following six states created after 1956 marked as A, B, C, D, E and F on the give outline political map of India. Match the names of the states given below with the letter codes and write them in your Answer-Book.

Name of the states : Chhattisgarh, Gujarat, Meghalaya, Mizoram, Himachal Pradesh and Uttarakhand.

Also match the year of the creation of each state from amongst the years given below and write them against the names of the states in your Answer-Book.

Years of creation :

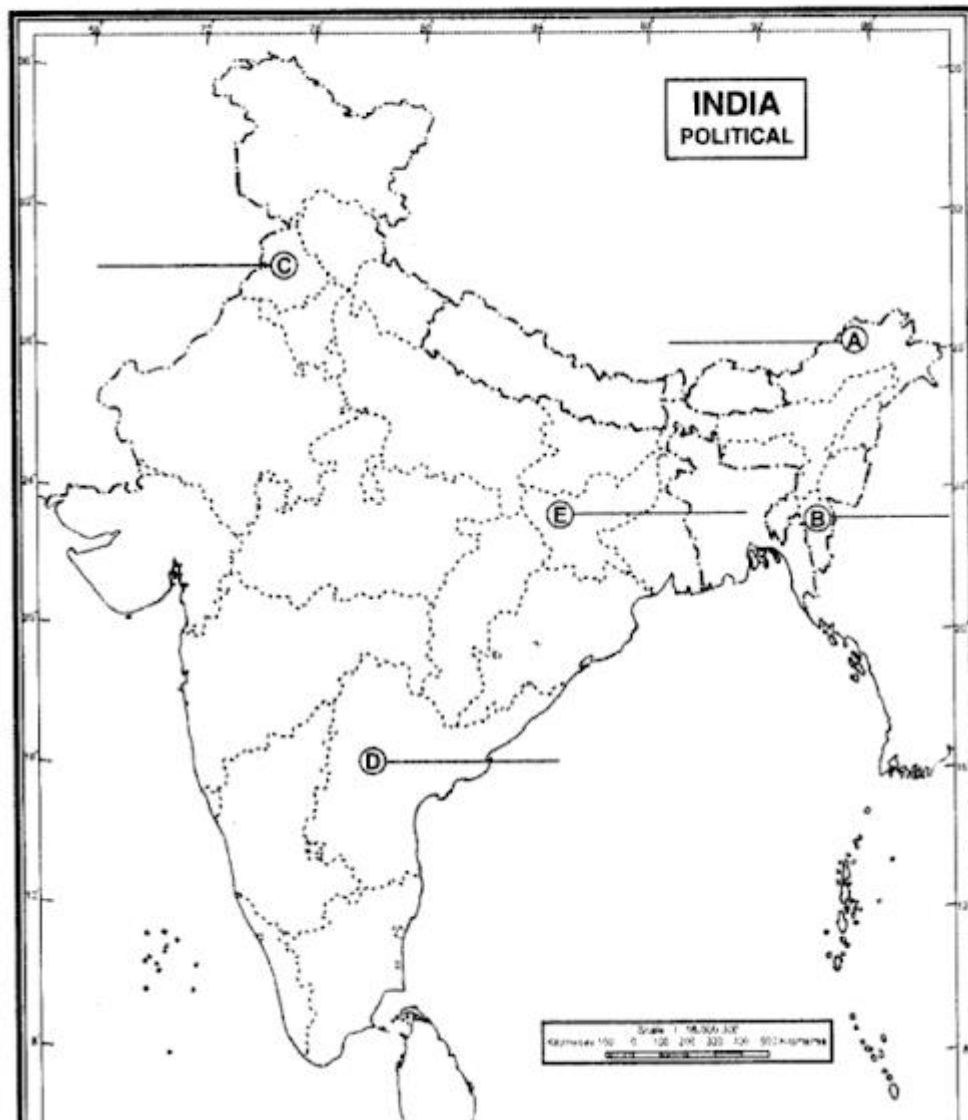
1987,1966, 2000,1960, 1972 and 2000.



Answer.

- | | |
|---------------------|--------|
| A. Uttarakhand | – 2000 |
| B. Gujarat | – 1960 |
| C. Chhattisgarh | – 2000 |
| D. Himachal Pradesh | – 1966 |
| E. Mizoram | – 1987 |
| F. Meghalaya | – 1972 |

Question.20. On the given political map of India, five states of tension related to integration from 1947 to 2006 have been marked as A, B, C, D and E. Identify any four states and write their names in your Answer-Book against A, B, C, D and E respectively.



Answer. A. Arunachal Pradesh B. Mizoram C. Panjab
D. Andhra Pradesh E. Jharkhand

Question.21. Observe the picture given below and answer the questions that follow :



- (i) What does the picture indicate ?
- (ii) Write one aspect of the changing nature of China's foreign policy.
- (iii) What does the above cartoon reveal?

Answer. (i) The cartoon/picture indicates China's alliance with USA for the economic development and for the promotion of trade.

(ii) The given cartoon also express the end of China's political and economic isolation with the establishment of relation^a with the United States.

(iii) The cartoon depicts political spring where China makes overtimes to the USA.

It reveals that US entered into a secret understanding with China keeping the USSR in the dark.